



# H A Y S C O U N T Y FOOD BANK



# 2025 Annual Report

# OUR IMPACT

In 2025, roughly 1 in 4 food-insecure Hays County residents were forced to make monthly tradeoffs between food and other expenses, with 28% of those facing insecurity being children.



**1,842,854 pounds** of food distributed



**241,461** people received our food assistance

**73,037** households served food in 2025

Collaborated with **32 Last-Mile Sites** to serve as distribution locations



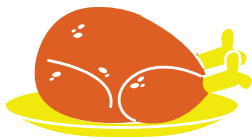
**5,296** unique children reached through the food bank

**964,818** pounds of vegetables, meat, and dairy items distributed



**23,343 lbs** of food waste was donated to local farms and gardens

**6,640 new households** were served through Hays County Food Bank distributions



**1500 Turkey Meal Kits** and all the fixings filled the tables of local families

**4,636 visits** to our new Client Choice Market, where clients shopped for 80lbs of food



# OUR FOOD




## Sourcing Our Food

- 92%** came from Federal food programs and daily retail pickup through our partnership with Central Texas Food Bank
- 5%** of food came through our community donations and food drives
- 3%** of food was purchased by our organization

## Last Mile Sites

### Breakdown of Food Distributed



- 34%** ► Pantry (canned food, rice, dry beans etc.)
- 31%** ► Fresh produce
- 17%** ► Meat, Dairy, Eggs
- 7%** ► Breads
- 6%** ► Sweets
- 1%** ► Hygiene items, infant formula, etc.



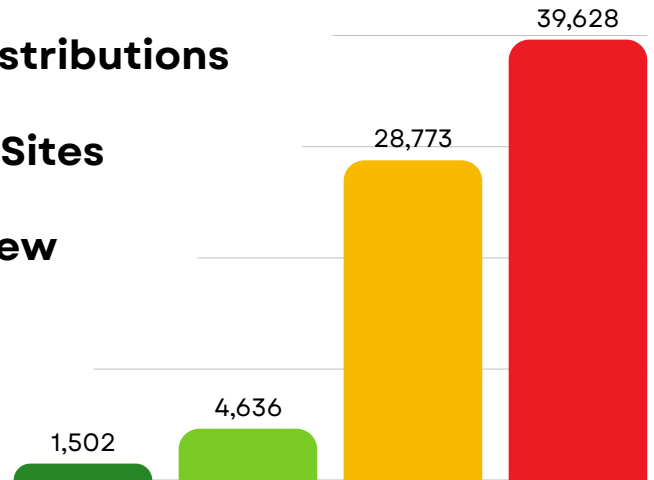
# OUR CLIENTS

## Client Visits

44,264 TOTAL HOUSEHOLDS REACHED WITH FOOD ASSISTANCE

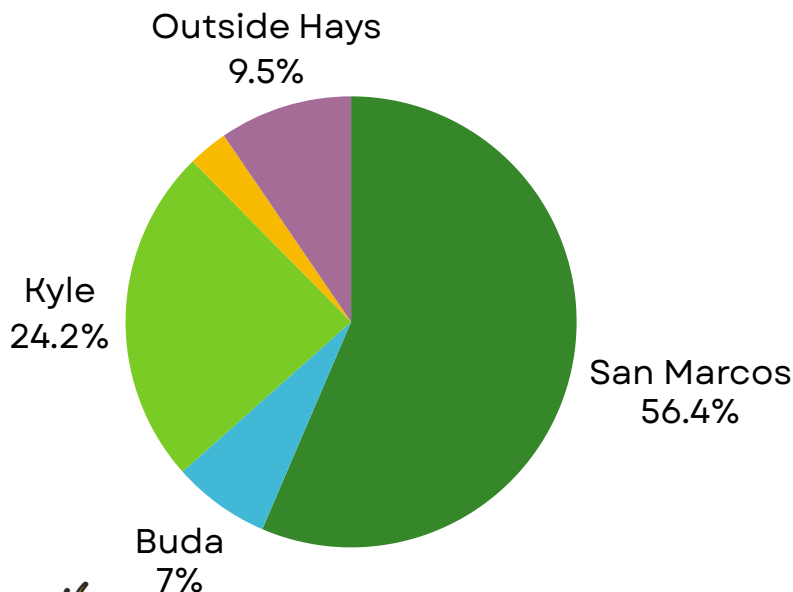


- 39,628 served by weekly Mobile Distributions
- 28,773 separate visits to Last-Mile Sites
- 4,631 shopping carts filled in our new Client Choice Market
- 1,502 Go Bags stuffed with staples for unhoused clients

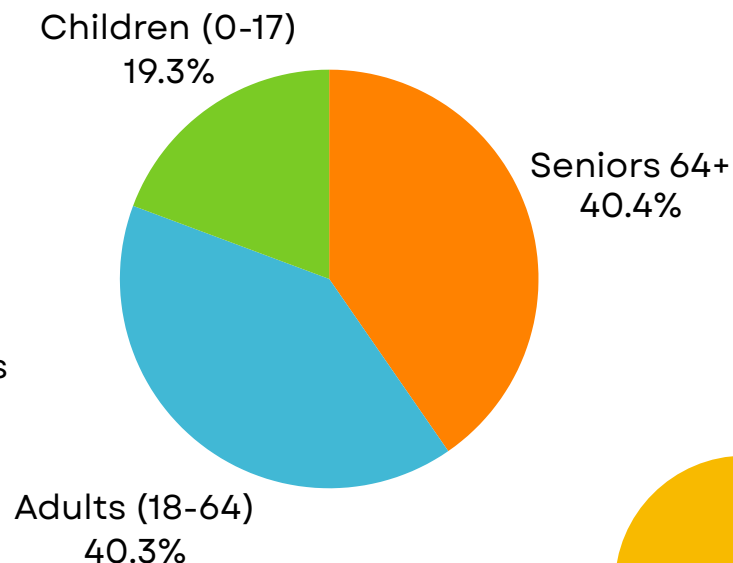


## Client Demographics

### GEOGRAPHIC DISTRIBUTION



### CLIENT AGE DISTRIBUTION



# OUR VOLUNTEERS

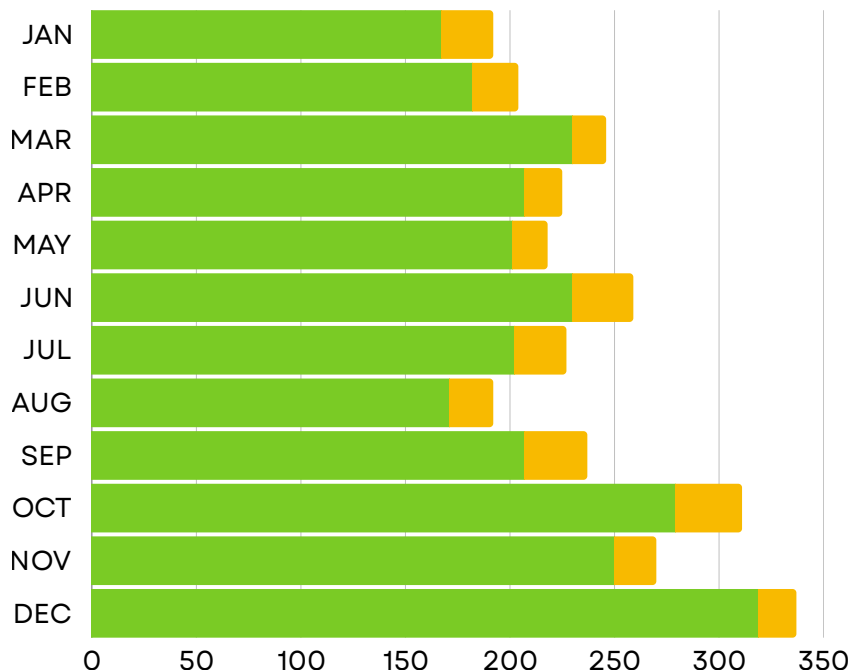


Behind every pound of food we provide is a volunteer making it possible.

In 2025, our volunteers gave an incredible **16,945 hours** of their time—the equivalent of **more than eight full-time staff members**—powering our mission every day.

## Monthly Volunteers in 2025

● TOTAL VOLUNTEERS ● NEW VOLUNTEERS



Our volunteers do amazing work! They drive our vans for food rescues from local stores, they fill boxes of food for our clients, and they sort and quality check our donations.

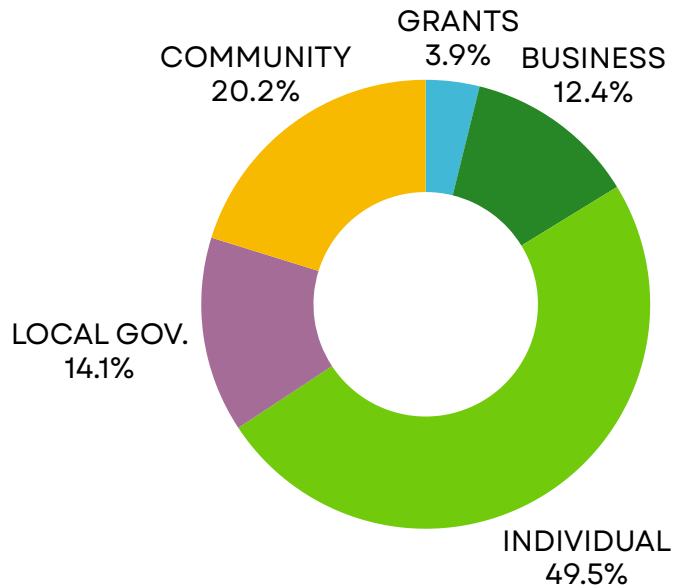
Most importantly, they donate their time to benefit their community.



# OUR FUNDING

## Funding Sources in 2025

- INDIVIDUALS
- BUSINESS
- PRIVATE GRANTS
- LOCAL GOVERNMENT
- COMMUNITY (Including Churches, Nonprofits & Schools)



## Monetary Donation by Location

