





Hays County Food Bank

2024 Annual Report



Since 1984, Hays County Food Bank has worked to alleviate hunger in our community. Our vision is to create a well nourished community.



Our Impact

In 2024, more people visited the food bank and visited it more often. Our team has stepped up to the challenge and increased the services we provided to meet the need in Hays County.



Demand for food assistance increased by **28%**

Our Direct Distribution Program gives out **800 boxes** to clients each week

We added **4000 new clients** and their households to our distributions

56% of our clients received food support more than three times

32 Last-Mile Sites were regularly supplied with food in order to support the most difficult-to-reach populations

We served **9,238 children** and their families

98,000 pounds of food was donated by the community

20,238 lbs of food waste was saved from the dumpster by donating to local farmers

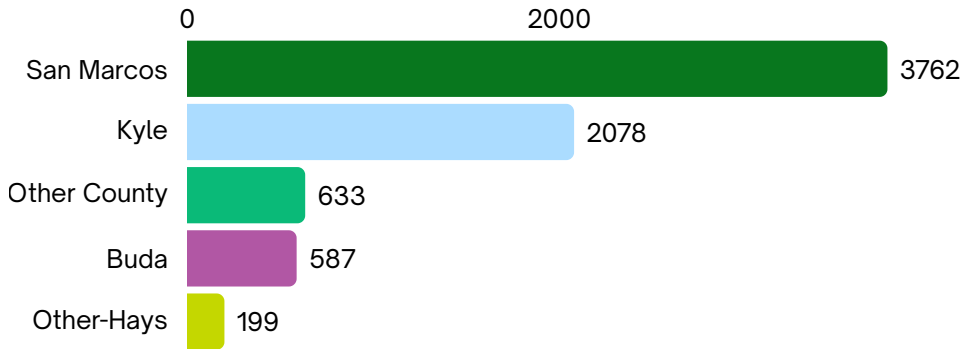
Our 32 Last-Mile Sites ran pantries, packed bags and cooked meals for **2,414 new households**



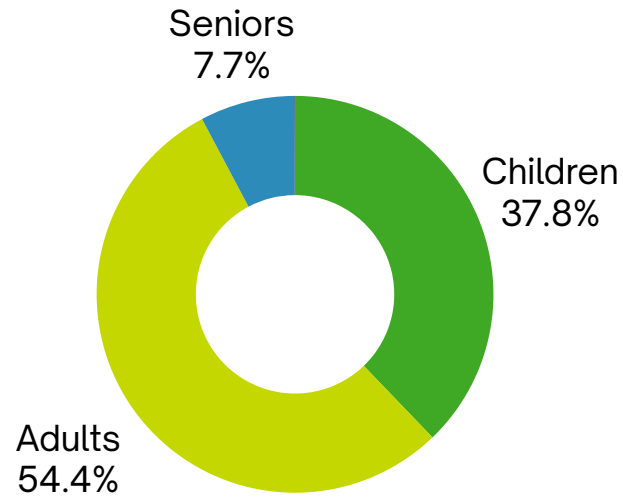
Our Clients

San Marcos is the largest city we serve and has the largest population of our clients. However, other cities in Hays County are catching up and contributing more clients each year.

CLIENT RESIDENCE



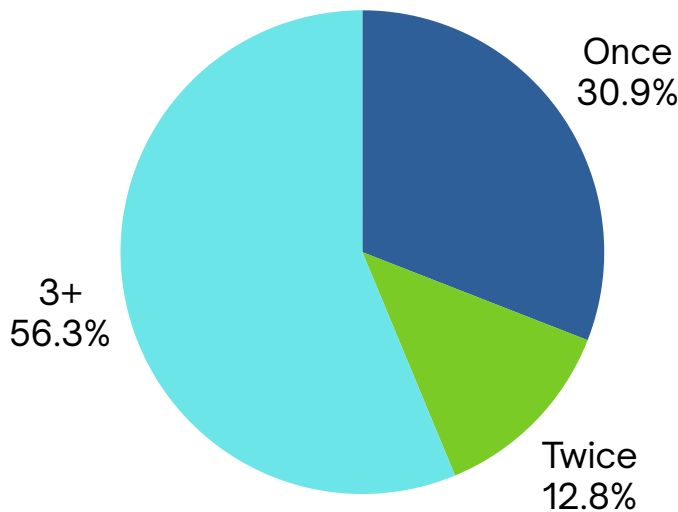
CLIENT AGES



1/3 of the people we serve are children

About a third of the visits we get each year are for one time, emergency food assistance.

USAGE FREQUENCY



20% OF OUR CLIENTS RECEIVE SNAP BENEFITS



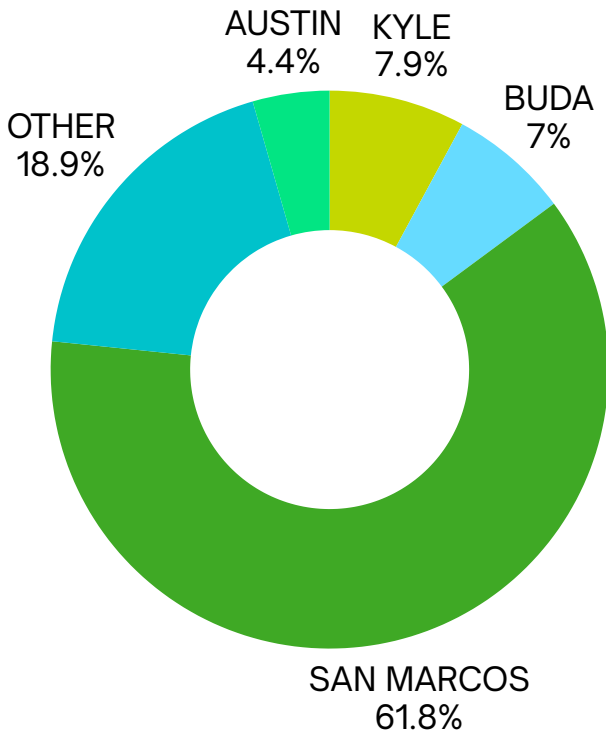
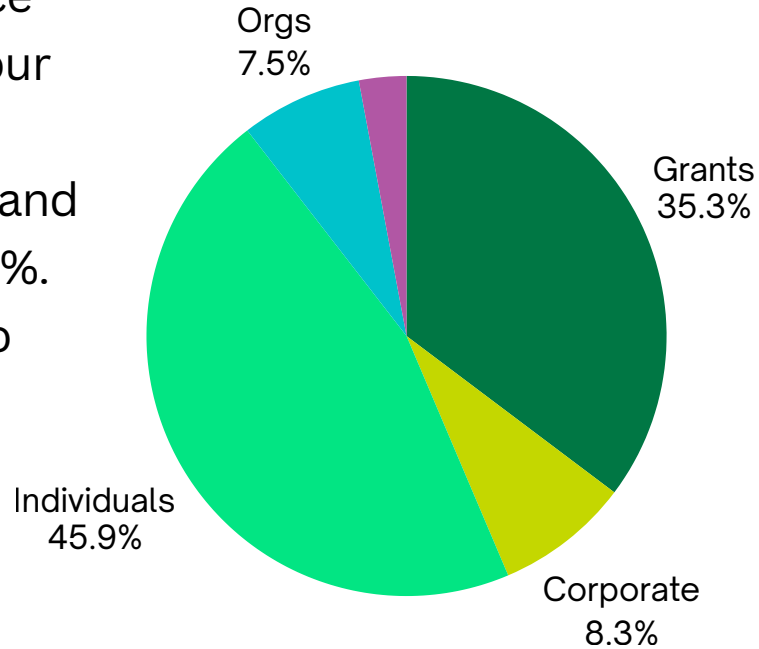
Funding in 2024

In 2024, the demand for our service grew, but so did the generosity of our contributors.

Demand has increased roughly 25% and our donations have increased by 11%.

We rely on community support to provide hunger relief for our growing community.


FUNDING GROUPS



The majority of our yearly revenue comes from individual donations from the Hays County community



Hours donated by volunteers:
16,659



Our Food in 2024

The majority of our food is sourced through our partnership with Central Texas Food Bank. These foods are funded through a federal program called TEFAP or The Emergency Food Assistance Program which is administered by the FDA's Federal Nutrition Service.


90%

Supplied through partnership with Central Texas Food Bank



3.5%


Purchased by our organization



Our community donations are sorted, inspected and date checked according to FDA guidelines by our volunteers & staff.

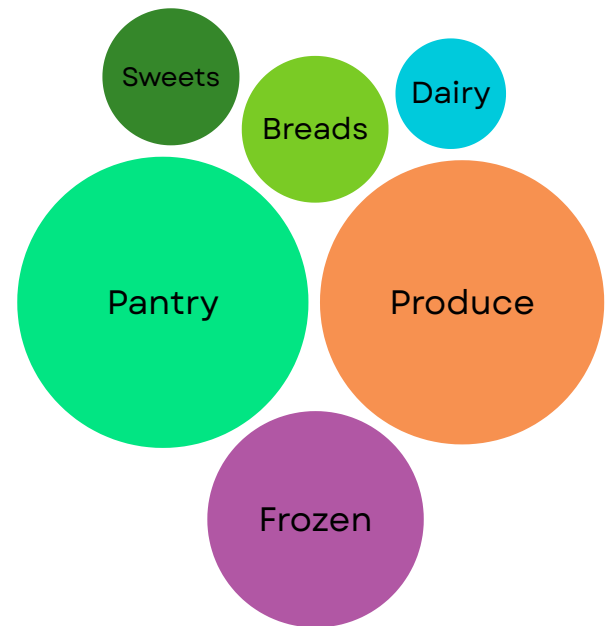
6%

Supplied by Community Donations & Food Drives



Funds spent on food in 2024: \$89,270

FOOD DISTRIBUTED



32% Pantry (canned food, rice, dry beans etc.)

31% Fresh produce

17% Frozen meats/meals

8% Breads

7% Sweets

5% Milk, eggs & cheese

